



Yes, you can.®

➤ **Red® Azalea™ Assist**

Enhanced adjustable comfort seating

The *Invacare® Red® Azalea™ Assist* is a “tilt in space” chair that provides comfortable seating and enhanced postural support. The wheelchair is based on a single frame that can accommodate the three rear wheel sizes in different settings making it suitable for passive or moderately active users. The weight shifting function (Centre of gravity) offers excellent stability during use and the specially designed *Invacare® Flex2* system provides adaptable seating adjustable both in seat width and depth.



Red® Azalea™ Assist T



➤ **Maximum comfort and adjustability**

Available in either self propel and transit version with a combination of seating options, simple seat angle adjustment and backrest recline the **Rea® Azalea™ Assist** is an excellent choice when selecting a passive wheelchair.

➤ **Innumerable possibilities**

With three different frame sizes, a range of seat widths from 39 to 55 cm on the self propelling version and 39 – 49 cm on the transit versions, can be achieved. The wheelchair has individual width adjustments in the armrests and leg rests as standard.

➤ **Tilt and recline improves comfort and support**

The **Rea® Azalea™ SP** and **Rea® Azalea™ Assist T** have a 20° or 25° seat tilt respectively and a 30° backrest recline. Both tilt and recline can be easily adjusted manually or electrically. The improved seat tilt positioning can enhance the management of pressure relief for the user. The backrest has a biomechanical positioning hinge which follows the user's natural back movement when adjusting the backrest angle.

➤ **Compatibility between product lines**

The **Azalea Assist** is an addition to the **Rea® Assist** range. Many of the parts such as the **Invacare® Flex2** seating and leg rests are cross compatible not only with the standard **Rea® Assist** model but also with the **Rea® Comfort** wheelchair.





Invacare® Flex2 assortment
Interchangeable **Flex2** seat system, with optional seat solutions.



Length compensation
The leg rests and backrest include length compensation providing excellent support for the head and legs through height adjustable legs and backrests.



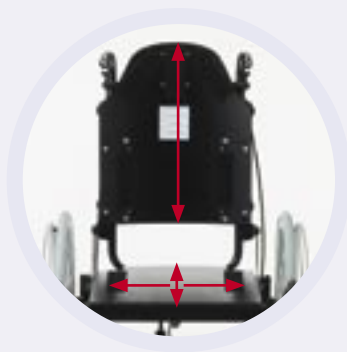
Sliding balance point
When tilting the seat unit, the **Red® Azalea™ Assist** keeps its stability as well as its good driving performance.



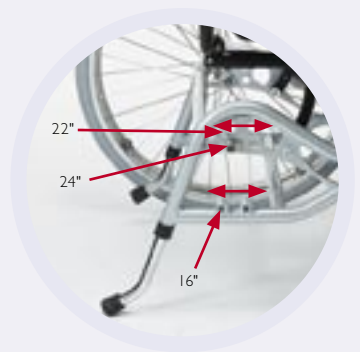
Red® Azalea™ Assist SP



Minimized lifting at the front
The seat tilt mechanism is designed to give a minimum increased height at the front of the seat when tilted allowing the user to get under working surfaces.



Seat size
The size of the seat is adjustable in width, depth and backrest height to meet individual needs.



Rear wheel adjustment
The seat height and the balance can be adjusted individually.




Height adjustable padded arm- and side support

A soft unit which supports the arms and the hips for increased comfort.



Swing away table

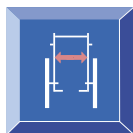
This type of table can easily be moved aside by a swing away mechanism making it easier.



Step less width adjustments

Individual width adjustment in the armrests and leg rests.

Technical data



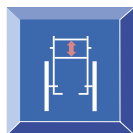
39-45/44-50/49-55 cm
(39-49/44-54/49-59 cm)



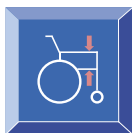
43 - 50 cm



40/45 cm
(45 cm)



50 - 80 cm
(without seat cushion)



24-36 cm



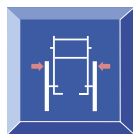
33-50 cm



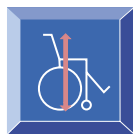
-1°-20°
(-1°-25°)



0°-30°



SW + 22 cm
(SW + 23 cm)



90-125 cm



95-102 cm



34 kg
(SW 44 kg)



max. 135 kg



Transport weight
16,5 kg



Crashtested
ISO 7176-19*

* Our wheelchairs comply above ISO standards and with ISO 10542, and have additional features providing increased levels of occupant security and safety whilst travelling in a motor vehicle. Wheelchair users should however transfer to the vehicle seat and use the vehicle installed restraint system whenever it is feasible.

Frame colour



Pearl grey

Upholstery



Grey Dartex TR23



Grey plush TR 32

All information quoted is believed to be correct at time of print.
Invacare® reserves the right to alter product specifications without prior consultation.



INVACARE® Limited
South Road · Bridgend Industrial Estate · BRIDGEND CF31 3PY
Tel. +44 (0) 1656 647327 · Fax +44 (0) 1656 649016
E-mail: uk@invacare.com · www.invacare.co.uk



Azalea · UK · 08/06 · Art. No. 1468374
© Invacare® International Sàrl 2006. All rights reserved.